

Model Pesticide Policy For Child Care Providers

Background Information:

Increasing concern about the impact of pesticides on children's health has led to a law dealing with pesticide use in schools and licensed Child Care centers. As of July 1, 2002, public schools and licensed child care centers must provide annual notification of their pest control policies and methods, establish a system to notify families of children and employees of planned pesticide use, and post signs where pesticides have been applied. (Chapter 17.21 RCW, the Pesticide Application Act). The impact of pesticides on children's health can range from irritation to skin and mucous membranes, to difficulty breathing, rash or vomiting. Long term exposure may lead to developmental delay, immune or endocrine system disruption or cancer. In addition, children with special needs, asthma and allergies can be highly sensitive to pesticides and suffer from mild to severe reactions to pesticides and pesticide residues.

Definition of a Pesticide:

A pesticide is a substance or mixture of substances intended for preventing, destroying, repelling or mitigating any pest.

The term pesticide applies to:

- **Pesticides** (note: some fertilizers may contain pesticides)
- **Insecticides** (i.e. Ant or roach killer, flea and lice control products)
- **Herbicides** (i.e. Weed killers)
- **Fungicides** (i.e. Sanitizers, cleaners, mold and mildew cleaners, some pool chemicals for algae, including bleach (note: when bleach is used for general sanitizing [$\frac{1}{4}$ cup bleach: 1 gallon water] it is NOT considered a pesticide).
- **Miticides** (i.e. mite control products; termite, dust, spider)
- *Labels should be read carefully. The label will contain an EPA registration number.

Intent of Policy:

This policy is designed to protect the health of children, meet RCW 17.21.415 and the Compliance Guide for the Use of Pesticides published by the Washington State Department of Agriculture. Full text of the law can be found at:

www.agr.wa.gov/PestFert/Pesticides/docs/ComplGuidePub075.pdf

Intent of Child Care Center

We are dedicated to using the least amount of chemical control of pests in our program in order to provide the healthiest environment possible for our children.

In order to control pests at _____

(Child Care Center Name)

We attempt to PREVENT infestation by:

- Taking out trash daily or more as needed.
- Cleaning trash cans regularly.
- Trash cans or dumpsters are kept covered and away from the building.
- Keeping grounds clear of food and rubbish.
- Storing food in sealed plastic or metal containers.
- Cleaning and sanitizing all dishes, utensils, and surfaces used for eating or food preparation after meals and at the end of the day.
- Preventing pest entry into facility by sealing cracks and holes, using and repairing window screens and door sweeps.
- Moisture control by maintaining plumbing and water drainage systems.
- Mechanically manage weeds.
- Plant native vegetation that is non-toxic.
- Mulch plant beds.

AND

- Integrated Pest management (IPM)

Integrated Pest Management (IPM) (definition)

IPM is a pest management strategy that focuses on long term prevention or suppression of pest problems including the following six components:

(*Must also be in compliance with RCW 17.21.415)

1. Education of staff
1. Monitoring pests
2. Pest prevention (non-chemical)
3. Least hazardous approach to pest control
4. Notification of pesticide use
6. Record keeping

We use the _____ guide to Integrated Pest Management. This manual can be found at www._____ as well as in the director's office. (* See IPM resources on page 17).

Agency Name: _____

Street _____

City/State/Zip _____

Telephone _____

Cross Street _____

Director _____

Director (evening phone number) _____

Poison Control 1-800-222-1222

National Pesticide Telecommunications Network (NPTN) 1-800-858-7378

Table of Contents

Page	Section
------	---------

5	I. Policies and Records
	A) Notification of Pesticide Policy
	B) Record Keeping and Annual Summary/Notification
6	II. Building/Facility Application
	A) Pre-notification
	B) Time of Application Notification
7	III. Landscape/Grounds Application
8	IV. Liability
9	V. Storage and Disposal of Pesticides
	A) Storage
	B) Disposal
	Appendices
11	Appendix A - Example of Child Care Grounds Poster
12	Appendix B - Example of Child Care Facilities Poster
13	Appendix C - Pesticide Storage Sign Placement Map
14	Appendix D - Pesticide Application Record
15	Appendix E - Effective Date Information
16	Appendix F - Annual Notification of Pesticide Policy
17	Appendix G - Resources
18	Index

I. Policies and Records

*****If it is necessary to apply pesticides the following policies and procedures will be followed.*****

****Please Check ALL that Apply****

- We do NOT regularly apply any pesticides to our facility/building.
- We regularly apply any pesticides to our landscape/property.
We employ _____ licensed pest control company to regularly apply _____ (pesticide)
In order to control _____ (pest), applied in _____ part of our facility.
Application is usually made on the ____th day of the month.
- We apply _____ ourselves.
- Because this is a shared facility our property owner/facility manager has received a copy of this policy.

A) Notification of Pesticide Policy

We shall provide written notification annually and upon enrollment to families of children and to employees describing the program's pest control policies and methods, including posting and notification requirements.

Our policy will be made available to all families and staff for review annually. A copy will be posted in the director's office, is available by request from the director, and is posted on our website:

www._____

B) Record Keeping and Annual Summary/Notification

We shall keep the records of all pesticide applications to center facilities and landscapes, including a list of active ingredients and copies of Pre-Notification and Notification postings and method of distribution.

We shall make the records of all pesticide applications including an annual summary of the records readily accessible to interested persons by contacting the director. As required by law the annual summary will include the product names of all pesticides, active ingredients, quantities of each pesticide, and amount of tank mix applied. The annual summary for the previous year will be made available for review and attached to the pesticide policy.

II. Building/Facility Application

A) Pre-Notification

We will notify families and staff at least **forty-eight (48) hours** before a building/structural pesticide application. The notification system shall include posting of the notification in a prominent place in the main office of the child care center, the entry way, and on the door to each classroom.

*Application to the center must be made within **48 hours** following the intended date and time stated or the pre-notification process must be repeated.

*The pre-notification requirements do NOT apply if the indoor application is made when the center is NOT occupied by children or staff for at least **two (2)** consecutive days after the application (i.e. Friday evening).

* The pre-notification requirements do not apply to any **emergency** application for control of any pest that poses an immediate human health or safety threat, such as an application to control stinging insects. When an **emergency** center application is made notification will be made at the time of application and the center will be evacuated and closed to protect children and staff.

Pre-Notification and Notification signs for facility/structure applications of pesticides (including school buses) shall be a minimum of **eight and one-half by eleven inches (8.5" x 11")** shall state the following and shall include the heading:

"Notice: Pesticide Application"

- The product name of the pesticide to be applied
- The intended date and time of application
- The location to which the pesticide is to be applied
- The pest to be controlled

- The name and phone number of a contact person at the center
- Notification signs shall be printed in colors contrasting to the background

(See Appendix B for an actual sign size example)

B) Time of Application Notification (Facility/Structure)

Pre-Notification signs must be updated if application differs from intended application with regard to product used, date or time applied, location pesticide applied, pest controlled, name or phone # of contact person.

Notification signs shall remain in place for at **least twenty-four (24) hours** from the time the application is completed. In the event the pesticide label requires a restricted entry interval (REI) greater than **twenty-four (24) hours**, the notification sign shall remain in place consistent with the restricted entry interval (REI) time as required by the label.

III. Landscape/Grounds Application

A landscape (school grounds) application is any pesticide application to exterior landscape plants, lawn or insect nest located around the Child Care property (including weedkillers).

At the time of application notification signs will be posted for all pesticide applications made to child care grounds unless the application is otherwise required to be posted by a certified applicator under the provisions of RCW 17.21.410(1)(d).

Notification signs for applications made to Child Care grounds by Child Care employees shall be placed at the location of the application and at each entry point to the area being treated. Several signs will be posted when large areas are treated.

The signs shall be a minimum of **four inches by five inches (4" x 5")** and shall include the words:

"THIS LANDSCAPE HAS BEEN RECENTLY SPRAYED OR TREATED WITH PESTICIDES BY YOUR CHILD CARE CENTER"

FOR MORE INFORMATION PLEASE CALL:

_____ (Person)
AT () _____ (Phone Number)

And placed at least twelve inches (12") from the ground. Signs shall remain in place for a minimum of 24 hours or longer if restricted entry interval time on label requires.

**See actual size example in Appendix A.

IV. Liability

We are not liable for the removal of signs by unauthorized persons. We may not be held liable for personal property damage or bodily injury resulting from signs that are placed as required.

Center employees do not need to be licensed to apply pesticides unless they are using state or federally restricted use pesticides or using motorized, mechanical or pressurized power equipment (does not include pressurized backpacks or hand held spray cans).

V. Storage and Disposal of Pesticides

A) Storage

*****Please choose one*****

- We do **NOT** store pesticides in the Child Care building or on the grounds.
- We do store pesticides on our grounds and/or facility. We follow the WSDA rules for storage of pesticides, which are:

We store all pesticides with signal words "**Danger**", "**Warning**" or "**Caution**" will be stored in secure storage out of the reach of children in an acceptable enclosure. We will not store pesticides above food stuffs due to the possibility of leakage. Children will not touch or transport any pesticide or pesticide container.

Pesticides with the signal words of "**Danger**", "**Warning**", or "**Caution**" will be stored in secured storage out of reach of children in an acceptable enclosure (see below).

Pesticides with signal words "**Danger/Poison**" will be stored in an **acceptable locked and posted enclosure** such as:

- A building or room or fenced area with a fence at least 6 feet high
- A foot locker or other container which can be locked
- A bulk storage container fifty (50) gallons and larger with tight screw-type bungs and/or secured or locked valves.
- Metal containers twenty-eight gallons and larger with screw-type bungs and/or secured and locked valves.
- Sealed five (5) gallon containers (requiring a tool to unseal)

To prevent children, unauthorized persons, livestock or other animals from gaining entry.

We will post warning signs for storage areas containing pesticides with the signal words "Danger/Poison" shall state:

(Show the skull and crossbones symbol)
"DANGER" POISON STORAGE AREA
KEEP OUT

In letters large enough to be legible from **thirty (30) feet**.
For required placement of warning signs please see the map on page 13.

B) Disposal

There are strict rules for disposing of leftover pesticide product and it's container. Pesticides and their containers may NOT be thrown away in regular garbage nor disposed of into our water supply (ground or sewer).

We will follow the recommendations of the below agencies:

We will contact Washington Pest Consultants Association (WaPCA) for proper disposal recommendations of empty pesticide containers.

<http://pep.wsu.edu/waste/wapca.html>

Otherwise, we will contact our local solid waste program, call 1-800-cleanup (1-800-253-2687) or visit the Earth 991 website: www.earth911.org

for recommendations for disposal of leftover product.

In King County...

www.metrokc.gov/hazwaste/wastemobile/hazsites/index.html

*Unopened containers of legal products may be transferred to another legal user or may be listed on the

Industrial Materials Exchange (IMEX) (206) 296-4899.

www.metrokc.gov/hazwaste/imex/

*Unusable pesticide product will be disposed of in a manner recommended by WSDA.

WSDA: www.wa.gov/agr/pmd/pesticides/collection.htm

(360) 902-2056

Waste Pesticide Program

P.O. Box 42589

Olympia, WA 98504-2589

Appendix A - Example of Child Care Grounds Poster

THIS LANDSCAPE HAS BEEN
RECENTLY SPRAYED OR
TREATED WITH PESTICIDES BY
YOUR CHILD CARE CENTER



FOR MORE INFORMATION

PLEASE CALL (NAME)

Appendix B - Example of Child Care Facilities Poster

Notice: Pesticide Application

- **Product Name: Raid Ant and Roach Killer.**

- **Date and Time of Application:**
April 1, 2003 at 6 P.M.
- **Location to which the Pesticide was applied:** **Under the sink in the kitchen.**
- **Pest to be controlled:** **Cockroaches**

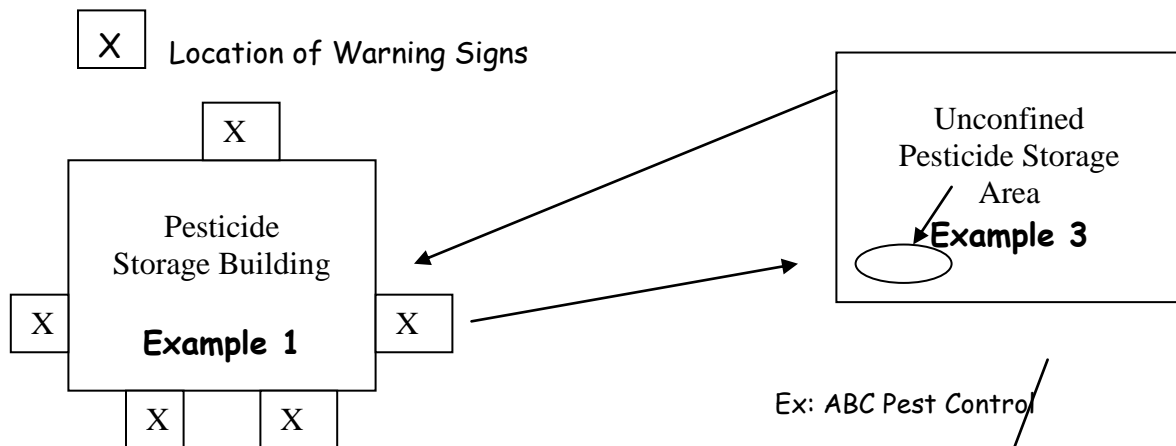
Contact Person: John Doe

Contact Telephone Number:

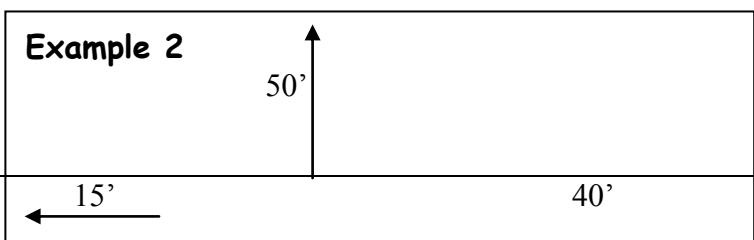
(360) 555-5555

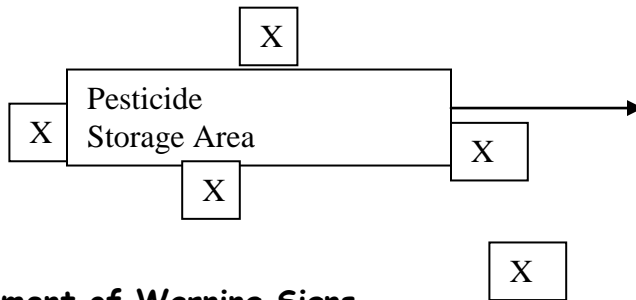
Appendix C - Pesticide Storage Sign Placement Map

Posting of Danger/Poison Pesticides



Multipurpose Structure





Placement of Warning Signs

The type of storage facility determines the placement of warning signs. The storage unit itself must have a sign on each exterior wall and at each exit and entrance (see example1). If the storage unit is contained within a larger, multipurpose structure it again must have the signs as indicated plus there must be a sign at the main entrance to the building (* see note below) and on each exterior wall of the multipurpose structure that is within 30 feet of the pesticide storage unit (see example 2). A multipurpose structure which houses an unconfined pesticide storage area (see example 3) must be posted as in example1.

*Note: Posting of the main entrance is not required if a sign is visible from the entrance, which clearly identifies the possibility that pesticides may be stored on the premises (i.e. ABC Pest Control).

Appendix D - Pesticide Application Record

Note: This Application must be completed same day as the application
And it must be retained for 7 years (Ref.17.21)

1. Date of Application - Year_____ Month_____ Day_____ Time_____.
2. Name of Person for whom the pesticide was applied_____

Firm Name (if applicable)_____

Street Address_____ City_____ State____ Zip_____
3. Name of person(s) who applied the pesticide_____

License No(s) if applicable_____
4. Licensed Applicator's Name_____

Address_____
5. Application site or crop_____
6. Total Area Treated (acre, sq. ft. etc.)_____

7. Pesticide Information (please list all information for each pesticide used/or in the tank mix):

a) Product Name b) EPA Reg. # c) Total Amt. d) Pesticide/Acre e) concentration

a) Product Name	b) EPA Reg. #	c) Total Amt.	d) Pesticide/Acre	e) concentration
			/	
			/	
			/	
			/	
			/	

e) Concentration must be according to label.

8. Address or exact location of application. NOTE: if the application is made to one acre or more of agricultural land, the field location must be shown on the map on page two of this form.

9. Wind direction and estimated velocity during the application: _____

*A wind meter must be used to assess wind direction and velocity.

10. Temperature during the application: _____

11. Apparatus license plate number (if applicable): _____

12. Air Ground Chemigation

13. Miscellaneous Information

*Adapted from the WA State Dept. of Agriculture Pesticide Application Record (Version 1).

Appendix E - Effective Date Information

This policy was put into effect on _____
(date)

By _____
(person completing policy)

Reviewed by _____
(witness - owner, licensor, public health consultant)

*All changes in policy or procedure will be made to this policy and all staff members and attending families will be made aware of those changes as they are made.

Appendix F - Annual Notification of Pesticide Policy

(Template)

All staff and attending families are to be notified annually or upon enrollment written description of the Child Care Center's pest control policies and methods, including posting and notification requirements.

I have reviewed the Pesticide Policy at _____

(Name of Child Care Center)

Child Care Center.

Child or Staff Name	Signature Parent or Staff	Date

Washington State Department of Health (DOH)
Pesticide Surveillance Program
1-888-586-9427
www.doh.wa.gov/ehp/ts/PEST.htm

Integrated Pest Management (IPM) Resources

California Healthy Schools Campaign
www.calpirg.org.org/org/enviro/healthy_schools/index.htm

Environmental Protection Agency (EPA)
www.epa.gov/pesticides/ipm/#bkmrkl

EPA - IPM for Schools "A How to Manual"
www.epa.gov/Region9/toxic/pest/school/

Safer Pest Control Project (SPCP)
www.spcpweb.org/childcare_ipm.html

Urban Pesticide Strategy Team (UPEST)
www.ecy.wa.gov/programs/wq/pesticides/upest/index.html

Wind Meters (Search "Wind Meter" on any search engine)

Forestry Suppliers
www.forestry-suppliers.com

Weather Meter.Com
www.weathermeter.com

Children's Health and Pesticides

Beyond Pesticides
<http://www.beyondpesticides.org/main.html>

Children's Environmental Health Network
www.cehn.org

National Children's Study
<http://nationalchildrensstudy.gov/>

Pediatric Environmental Health Specialty Unit (PEHSU)
<http://depts.washington.edu/pehsu/>

The Precautionary Principle
<http://www.biotech-info.net/precautionary.html>

UW Center for Child Environmental Health Risks Research
<http://www.depts.washington.edu/chc/>

Index

A
Annual Summary, 5,6

B

C

D
Disposal of pesticides, 10

E
Emergency Application, 6

F

G

H

I

Indoor Application, 6, 7

Integrated Pest Management (IPM), 6, 17

J

K

L

Law, 2, 17

Landscape application, 7, 8

Liability, 8

M

N

Notification

Indoor, 6, 7

Outdoor, 7

Policy, 5

O

Outdoor Application, 7, 8

P

Pesticide (definition), 1

Policy Statement, 2

Posting

Indoor, 6, 7, 12

Outdoor, 7, 8, 11

Q

R

Record Keeping, 6

RCW, 17

S

Signs

Indoor, 6, 7, 12

Outdoor, 7, 8, 11

Storage of Pesticides, 9, 10, 13

T

U

V

W
WAC, 17

X

Y

Z